

Technical specification:

<p>Throughput</p> <ul style="list-style-type: none"> Up to 200 tests per hour 	<p>Reaction system</p> <ul style="list-style-type: none"> 90 Special cuvettes Length of cuvette - 6mm Reaction volume-200µL to 500µL Reaction time – 8 – 10 mins Reaction temperature:37±0.1°c
<p>Methodology</p> <ul style="list-style-type: none"> Measuring principles: Absorbance photometry, Turbidimetry ,End-point, Two-point, Kinetic, /Dual/ reagent chemistries, monochromatic /bichromatic 	<p>Power Requirements</p> <ul style="list-style-type: none"> Power supply AC100-240V, 50-60Hz 1 KVA
<p>Sample Arrangement</p> <ul style="list-style-type: none"> 40 positions for sample, STAT, Calibrator, and QC Sample volume:2-50µL, step by 0.1µL Compatible with primary collection tube, minimal tube, sample cup, etc 	<p>Operating configuration</p> <ul style="list-style-type: none"> Operation system Windows 2000 or XP Interface RS-232 Memory Upto 200,000 patient data Temperature 10°c-35°c Humidity upto 90% with no dew
<p>Reagent arrangement</p> <ul style="list-style-type: none"> 40 reagent positions for R1 and R2 Volume range: 10-500µL, step by 1µL Reagent Probe – Liquid level detection, collision protection function On board cooling (2°c- 8°c) 	<p>Optical system</p> <ul style="list-style-type: none"> 9 wavelengths: 300-700nm Tungsten halogen lamp Absorbance range:0-4.00Abs Spectrophotometry; rear spectrophotometry
<p>Laundry system</p> <ul style="list-style-type: none"> Needles: 8 step washing sequence. Water Consumption- Upto 4 l/hr 	<p>Mixing system</p> <ul style="list-style-type: none"> Independent mixing probe



AGD2260

Fully Automatic Clinical Chemistry Analyzer



AGD Biomedicals (P) Ltd.
Mehta Trade Center,
Sir M.V. Road, Andheri East,
Mumbai - 400 099 INDIA

P : +91-22-28231061/66
+91-22-28257999
E : sales@agdbio.com
W : www@agdbio.com

ISO : 9001 : 2015
ISO : 13485 : 2016
 

- Compact, Benchtop, Fully Automatic Random Access Clinical Chemistry Analyzer
- 200 Test per hour
- Smart system with user friendly programming
- High end washing sequence to eliminate errors in reporting



Clinical Chemistry Analyzer

Intellectual software:

- Automatic washing cuvette when start up & shut down the instrument
- Test order setting to avoid carry over
- Automatic detection of reagent volume during every startup of the instrument
- Displays the reagent ,cuvettes and room temperature during testing.



Optimum Calibration Cuvette

- Automatic Cuvette blank testing
- Automatic wash for selected cuvette
- Online monitoring of cuvette quality



Sample /Reagent Probe:

- Integrated level and position sensors for the sample/reagent probe
- Optical sensors for vertical and horizontal movement & detection of the position of probe movement.
- Material of the probe is stainless steel – Anti rust design
- Internal and external cleaning of the probe after sample and reagent aspiration – Removes chances of carryover and cross contamination

Stirrer Mechanism:

- Stirrer is useful for proper mixing which is major factor for accurate results
- Teflon coating leads to hydrophobic nature and helps to avoid carryover



Laundry system :

- 8 step Washing unit
- There are 14 washing needles:
- Six short needles to dispense distilled water into cuvettes
- One short needle is used to dispense detergent into cuvettes
- Six long needles are used to aspirate water from the cuvettes
- One long needle with silicon wiper to clean walls of the cuvettes

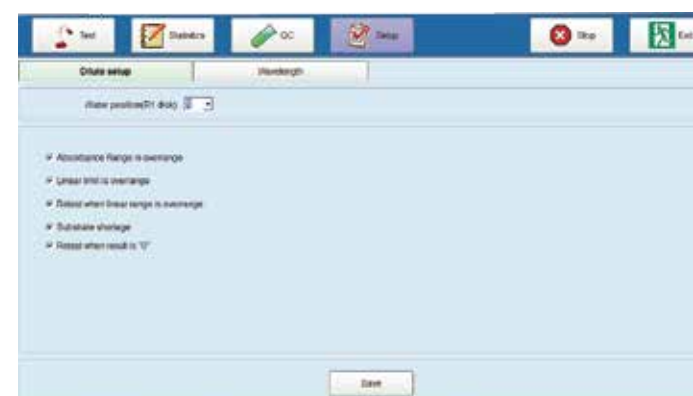
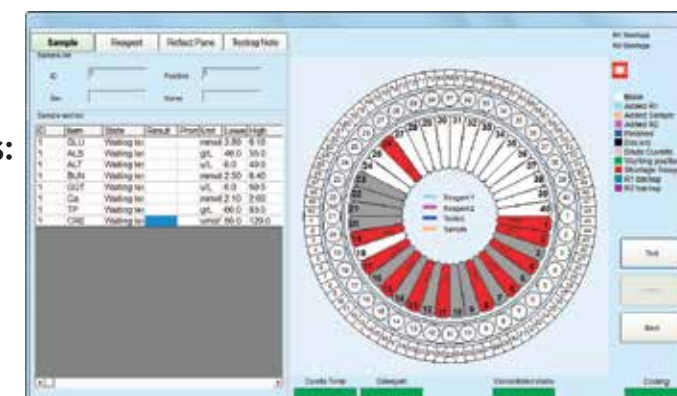


Reaction tray:

- 6 reaction holders to load total 90 reaction cuvettes , each holder has 15 cuvettes
- Long cuvette life
- It can be replaced individually

Dynamic and real- time display of running status:

- Real time online status of sample tray, reagent tray and cuvettes
- Monitoring residual volume of reagents



Automatic dilute and retest

- Automatic dilute and retest when :
1. Absorbance range is overrange
 2. Linearity limit is crossed
 3. Substrate depletion
 4. 'O' result

Freely set the auto dilute ratio and water position